

March 7, 2021

Town of Candia
Road Agent's Report
Month of February 2021

Summary of Work:

- There were 5 Plowable Storms
- There were 9 Spreader runs
- Hauled Winter Sand to Stockpile

Jeff Wuebbolt
Road Agent

No Crime Incident Event Breakdown

Event	Description	Total	%
911	911 Hang Up	0	00.0
AIM	Aided Motorist	0	00.0
AL	Alarm	0	00.0
BEA	Beas Investigation	0	00.0
CC	Citizen's Complaint	1	01.7
CF	Dog License Civil Forfeiture	0	00.0
CIN	Child In Need Of Services	0	00.0
CIV	Civil Standby	0	00.0
COM	Community Outreach	0	00.0
CP	Community Policing	0	00.0
DCI	Dcyf Investigation	0	00.0
DEE	Put Down Injured Animal	1	01.7
DOG	Dog At Large / Loose Dog	0	00.0
FIN	Fingerprinting	1	01.7
FPR	Found Property	3	05.1
IEA	Involuntary Emergency Hospitalization	1	01.7
JUV	Juvenile Complaint	1	01.7
MED	Medical Call	0	00.0
MVC	Motor Vehicle Complaint	0	00.0
NC	Noise Complaint	1	01.7
NDT	National Drug Take Back	0	00.0
NED	Neighbor Dispute	1	01.7
NO	Notification	0	00.0
NTO	No Trespass Order	1	01.7
OD	Drug Overdose	0	00.0
OF	Fatal Overdose	0	00.0
OHR	Ohrv Complaint	0	00.0
PDB	Prescription Drug Box	0	00.0
RAD	Radar Enforcement	0	00.0
RH	Road Hazard	0	00.0
RPO	Return Property To Owner	0	00.0
SC	Shooting Complaint	0	00.0
SCA	Scams/Phone&email	0	00.0
SEC	Security Check	0	00.0
SP	Serve Papers	7	11.9
SPA	Suspicious Activity	5	08.5
SPM	Suspicious Motor Vehicle	0	00.0
SPP	Suspicious Person	1	01.7
SSA	Safe Schools Act	0	00.0
SUI	Suicide	0	00.0
SX	Sex Offender Registration	3	05.1
TE	Traffic Enforcement	0	00.0
TH	Threats	0	00.0
TRU	Truancy	0	00.0
TWD	Tree / Wires Down	0	00.0
VIN	Vin Verification	0	00.0
WB	Well Being Check	3	05.1
---	Not Specified	0	00.0
SDT	Sudden Death	1	01.7
PIN	Police Information	11	18.6
DIS	Disturbance	5	08.5
AOA	Assist Other Agency	6	10.2
ASC	Assist Citizen	3	05.1
AFE	Assist Fire/EMS	1	01.7
LPR	Lost Property	1	01.7
MIP	Missing Person	1	01.7

59

Offenses (State Law) By Month

	<u>JAN</u>	<u>FEB</u>	<u>TOTALS</u>
Simple Assault; Physical Conta	0	1	1
Burglary - Night / Home / Weap	1	0	1
Theft by Unauthd Taking \$0-\$10	1	1	2
Theft by Unauthd Taking Firear	0	1	1
Attempt To Commit	1	0	1
Credit Card Fraud, \$0-\$1000	1	0	1
Identity Fraud; Pose as Anothe	3	0	3
Identity Fraud; Obtain Persona	1	0	1
Identity Fraud; Obtain Info fo	1	0	1
Identity Fraud; Pose to get In	1	0	1
Criminal Mischief	2	0	2
Criminal Mischief	1	0	1
Protective Custody - Alcohol	1	0	1
Violation of Protective Order	0	1	1
Procuring Dog License; Tag	0	6	6
Dog; Menace, Nuisance, Vicious	1	1	2
Arrest Without a Warrant (Fugi	1	0	1
Reckless Conduct	1	0	1
Harassment	2	0	2
Conduct After Accident	0	1	1
Negligent Driving	0	1	1
Arrest on Warrant	1	0	1
TOTALS	<u>20</u>	<u>13</u>	<u>33</u>

**Candia Volunteer
Fire Department
11 Deerfield Road
Candia, NH 03034
603-483-8588
603-483-0252 fax**

Memo

Date: March 8, 2021
To: Board of Selectmen
Re: Monthly Report

February 2021 HIGHLIGHTS

- 1. Regular Truck and Building Maintenance
- 2. Ropes
- 3. EMS Training

Candia Fire Rescue

Candia, NH

This report was generated on 3/1/2021 11:13:42 AM



Incident Type Count per Station for Date Range

Start Date: 02/01/2021 | End Date: 02/28/2021

INCIDENT TYPE	# INCIDENTS
Station: 1 - STATION 1	
321 - EMS call, excluding vehicle accident with injury	14
324 - Motor vehicle accident with no injuries.	2
551 - Assist police or other governmental agency	1
611 - Dispatched & cancelled en route	1
730 - System malfunction, other	1
# Incidents for 1 - Station 1:	19

Only REVIEWED incidents included.



Candia Fire Rescue

Candia, NH

This report was generated on 3/1/2021 11:13:17 AM



Incident Statistics

Start Date: 02/01/2021 | End Date: 02/28/2021

INCIDENT COUNT			
INCIDENT TYPE		# INCIDENTS	
EMS		16	
FIRE		3	
TOTAL		19	
TOTAL TRANSPORTS (N2 and N3)			
APPARATUS	# of APPARATUS TRANSPORTS	# of PATIENT TRANSPORTS	TOTAL # of PATIENT CONTACTS
TOTAL			
PRE-INCIDENT VALUE		LOSSES	
\$0.00		\$0.00	
CO CHECKS			
TOTAL			
MUTUAL AID			
Aid Type		Total	
Aid Received		2	
OVERLAPPING CALLS			
# OVERLAPPING		% OVERLAPPING	
2		10.53	
LIGHTS AND SIREN - AVERAGE RESPONSE TIME (Dispatch to Arrival)			
Station	EMS	FIRE	
Station 1	0:15:25		
AVERAGE FOR ALL CALLS			0:16:10
LIGHTS AND SIREN - AVERAGE TURNOUT TIME (Dispatch to Enroute)			
Station	EMS	FIRE	
Station 1	0:11:08		
AVERAGE FOR ALL CALLS			0:11:40
AGENCY	AVERAGE TIME ON SCENE (MM:SS)		
Candia Fire Rescue	20:13		

Only Reviewed Incidents included. EMS for Incident counts includes only 300 to 399 Incident Types. All other incident types are counted as FIRE. CO Checks only includes Incident Types: 424, 736 and 734. # Apparatus Transports = # of incidents where apparatus transported. # Patient Transports = All patients transported by EMS. # Patient Contacts = # of PCR contacted by apparatus. This report now returns both NEMSIS 2 & 3 data as appropriate. For overlapping calls that span over multiple days, total per month will not equal Total count for year.



February, 2021
Building Activity Report Summary

	<u>February, 2020</u>	<u>February, 2021</u>
Permits Issued	21	65
New Code Enforcement Cases	2	0
Open Code Enforcement Cases	4	5
Closed Code Enforcement Cases	2	0
Inspections Performed (insp + co's)	80	189
CO's/CC's = Closed Permits	22	24
Renewed Permits	1	0

Revenue Feb, 2020
1,159.00 + \$30.00 = \$1,189.00

Revenue Feb, 2021
\$12,266.00 + \$0.00 = \$12,266.00

Revenue YTD, 2020
\$3775.00 + \$1,189.00 = \$4,964.00

Revenue YTD, 2021
\$8,216.00 + \$12,266.00 = \$20,482.68

Submitted by:  For: Ken Bagge

Date: 3/8/2021

February 2021

INSPECTION BREAKDOWN including CO's

Commercial, Mixed, L1, L2

Building (BP)	4
Electrical (EL)	2
Sign (SI)	1

Residential

Building (BP)	64
Electrical (EL)	31
Gas Burner/Fireplace (GB/FP)	23
Gas Piping/Tanks (GP/GT/TP)	27
Oil Burner (OB)	1
Plumbing (PL)	10
Septic (SE)	1
Underground Tank (UT/UG)	1
CO's = Closed Permits	24

Total Inspections: 189

BREAKDOWN PERMITS ISSUED

Building (BP)	13
Electrical (EL)	14
Gas Burner/Fireplace (GB/FP)	13
Gas Piping/Tanks (GP/GT/TP)	14
Oil Burner (OB)	1
Plumbing (PL)	7
Septic (SE)	2
Underground Tank (UT/UG)	1

Total Permits: 65

January 2021**Candia Recycling Center Monthly Report**

	<u>January 2020</u>	<u>January 2021</u>
M.S.W. (Trash)	59.85 tons	47.80 tons
C&D Debris	19.81 tons	24.08 tons
Total waste	79.66 tons	71.88 tons

Recyclables

	<u>January 2020</u>	<u>January 2021</u>
Mix Paper	12 bales = 9.47 tons	6 bales = 4.53 ton
Cardboard	10 bales = 7.31 tons	10 bales = 7.27 ton
#1 - #7 plastics	4 bales = 2.45 tons	4 bales = 2.30 ton
Alum. Cans	2 bales = .91 tons	1 bale = .67 ton
#2 natural plastic	1 bale = .35 tons	1 bale = .32 ton
Total bales	29 bales = 20.49 tons	24 bales = 16.58 ton
Glass -	1 load = 10.74 tons	1 load = 10.20 ton
Electronics -	1 load = 3.50 tons	0
Total weight	34.73 tons	26.78 tons

Revenue

January 2020

\$0

January 2021

\$21,039.52

On 1/8- 1 load of paper cardboard marketed generating **\$519.40**.

On 1/15 - 43 freon units were evacuated.

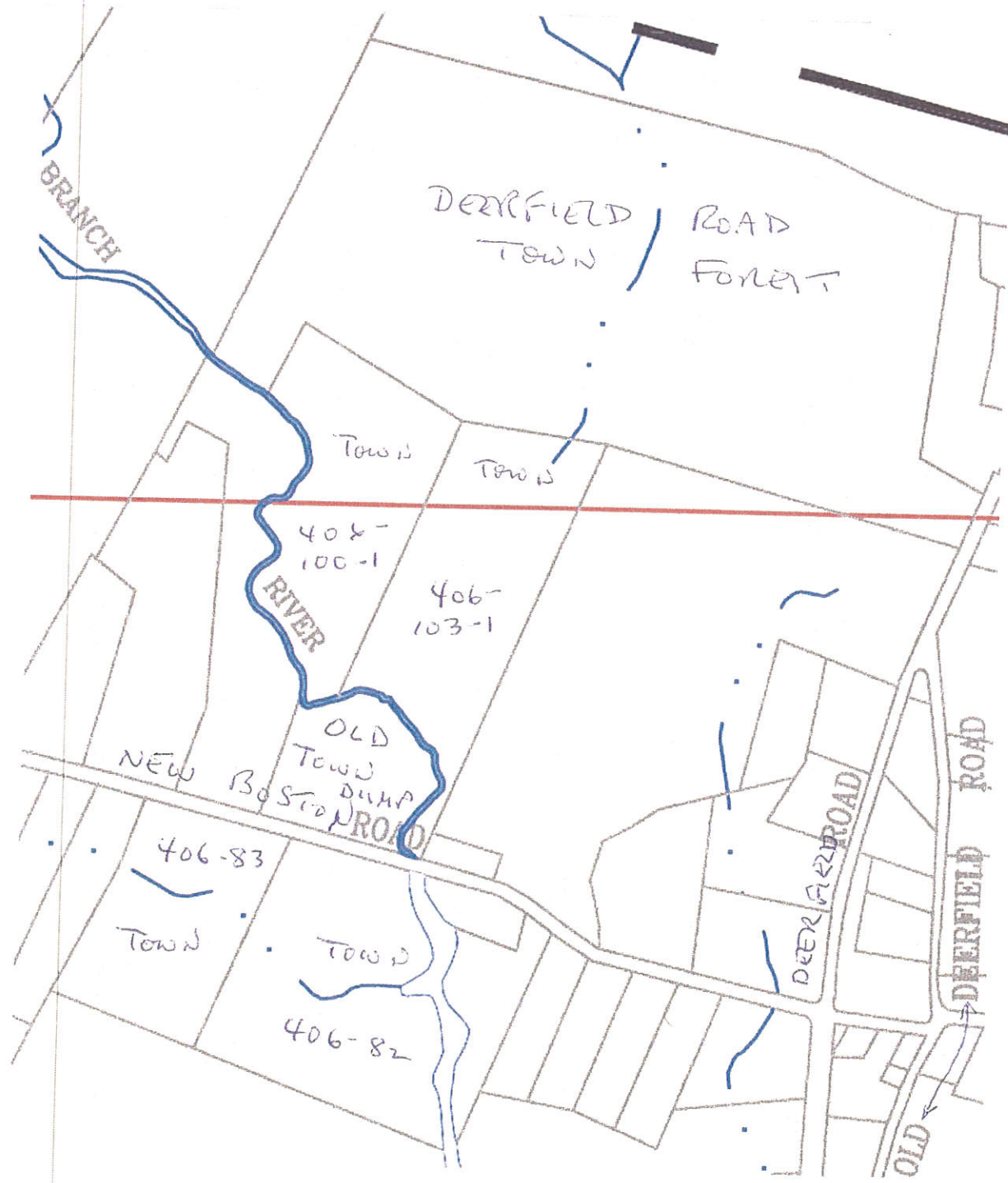
1/22 – 110 tires were recycled.

1/28 – Approx. **16.50** tons of Light Iron were marketed generating **\$2662.32**.

On 1/28 we received the check from the **33,000** lbs. of Aluminum Cans marketed generating **\$17,857.80**.

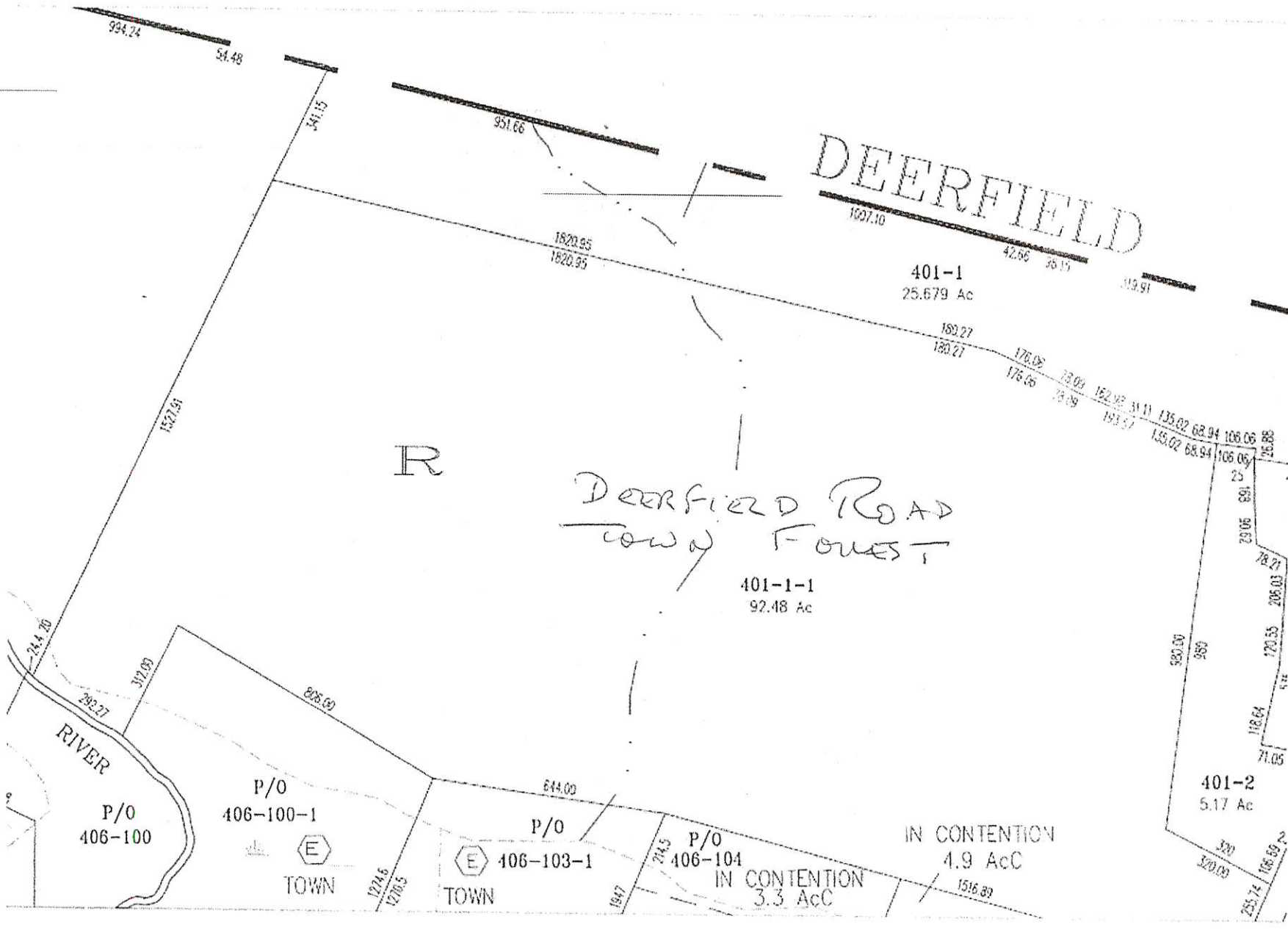
Selectmen's Meeting 3-08-2021

I move to donate \$500.00 to Boy Scout Troop #120 for the distribution of the 2021 Town Report.

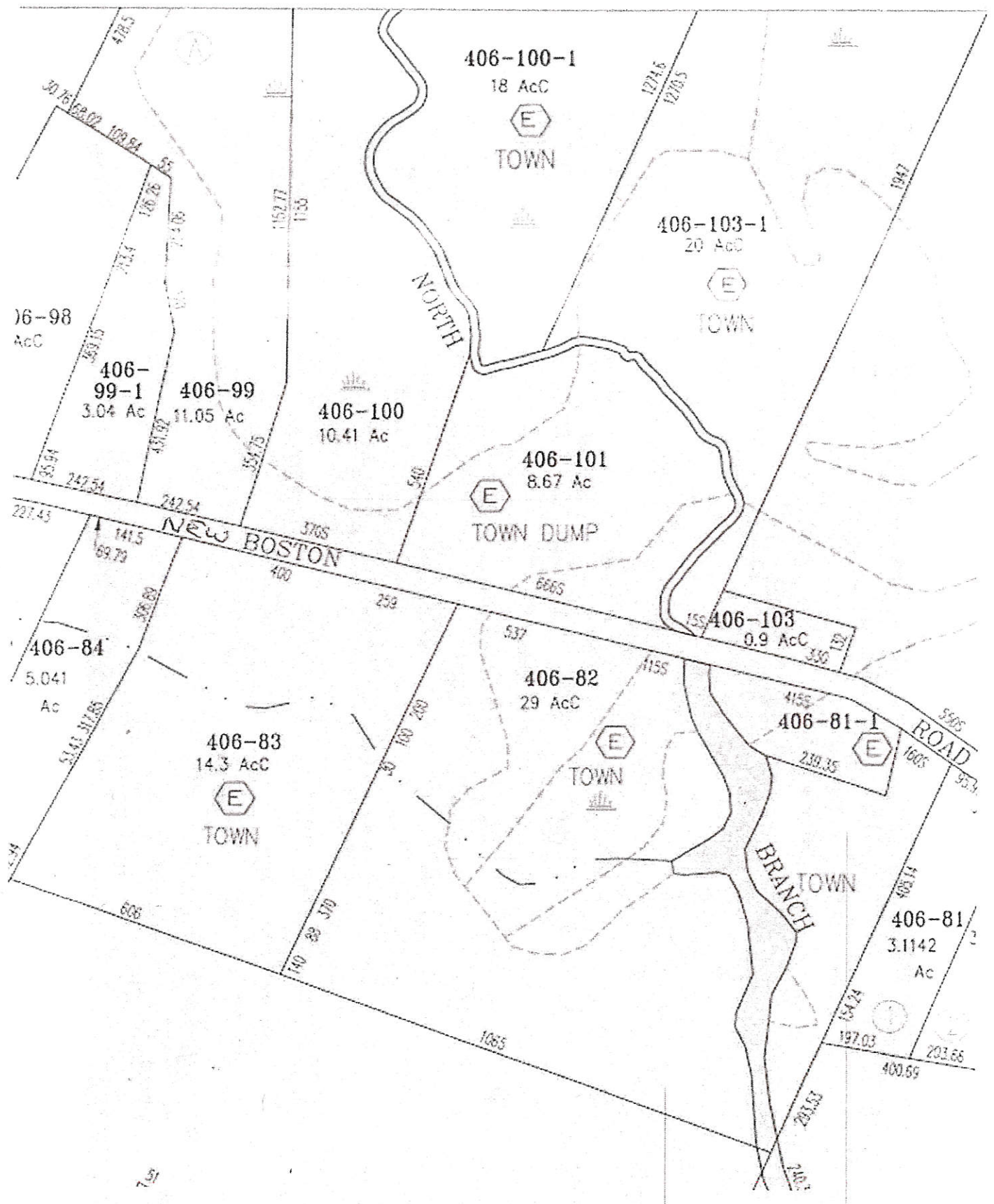


OVERVIEW

DENNIS LEWIS MEMORIAL TOWN FOREST



DEERFIELD ROAD
 ↑
 Z





Weekly Payroll and Accounts Payable Manifest Totals				
<u>Check Date</u>	<u>Payroll Manifest</u>	<u>Total Amount</u>	<u>Payroll Subtotal</u>	
03/04/21	1146-01	31,775.70	31,775.70	
03/11/21	1147-01	16,424.14	48,199.84	
<u>Check Date</u>	<u>Accts Pay Manifest</u>	<u>Total Amount</u>	<u>Accts Pay Subtotal</u>	
03/04/21	202109	625,343.44	625,343.44	<i>school 500,000</i>
03/11/21	202110	79,479.05	704,822.49	
Grand Total Payroll and Accts Pay			753,022.33	